

# ACCESSING RISKMAN SYSTEM

Last Updated: 13/06/2023 Author: Jess Kaur

## QRG OVERVIEW


A guide of how to access the Riskman system.

## HOW TO ACCESS RISKMAN


### Okta

WH have implemented a program called okta for WH staff to access various applications of which Riskman is one of them.


- There are 2 ways to access okta:
  - Accessing okta directly by clicking here: [WesternHealth - Sign In \(wh.org.au\)](https://www.westernhealth.org.au/sign-in)
  - Via the quick links menu on the WH intranet page



- Log in to okta - if you do not have an existing OKTA account, you can register here [Click here](#)
  - Once you are logged into Okta, the okta home page should then appear.



### Riskman Application



Select the Riskman application tile and the system should automatically open regardless of whether you have previously accessed the system.

# ACCESSING RISKMAN SYSTEM

Last Updated: 13/06/2023 Author: Jess Kaur

## Initial Riskman Access

- New users will be assigned basic level access. If you require an upgrade to your Riskman access, please contact the Riskman helpdesk on [WHS-RiskmanHelpdesk@wh.org.au](mailto:WHS-RiskmanHelpdesk@wh.org.au)
- New users should also be taken to the 'Assign your manager' screen – please refer to [Assigning Your Manager QRG](#)